

Covid-19 Update

15.3.22

Produced by the Business Intelligence Hub

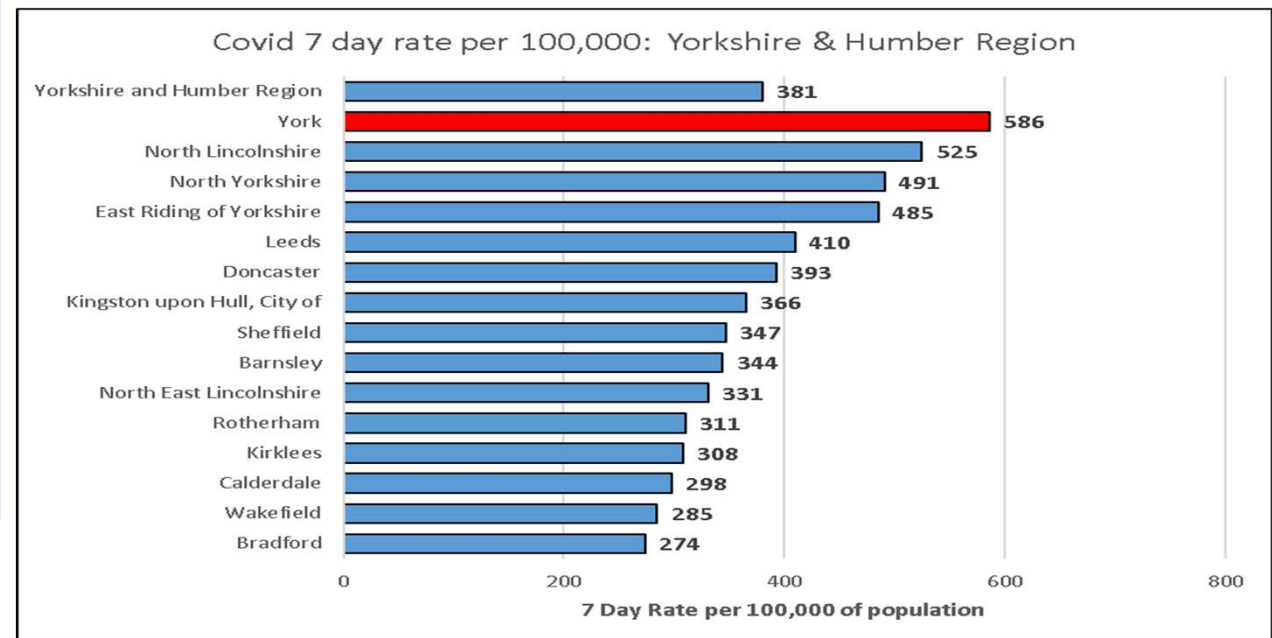
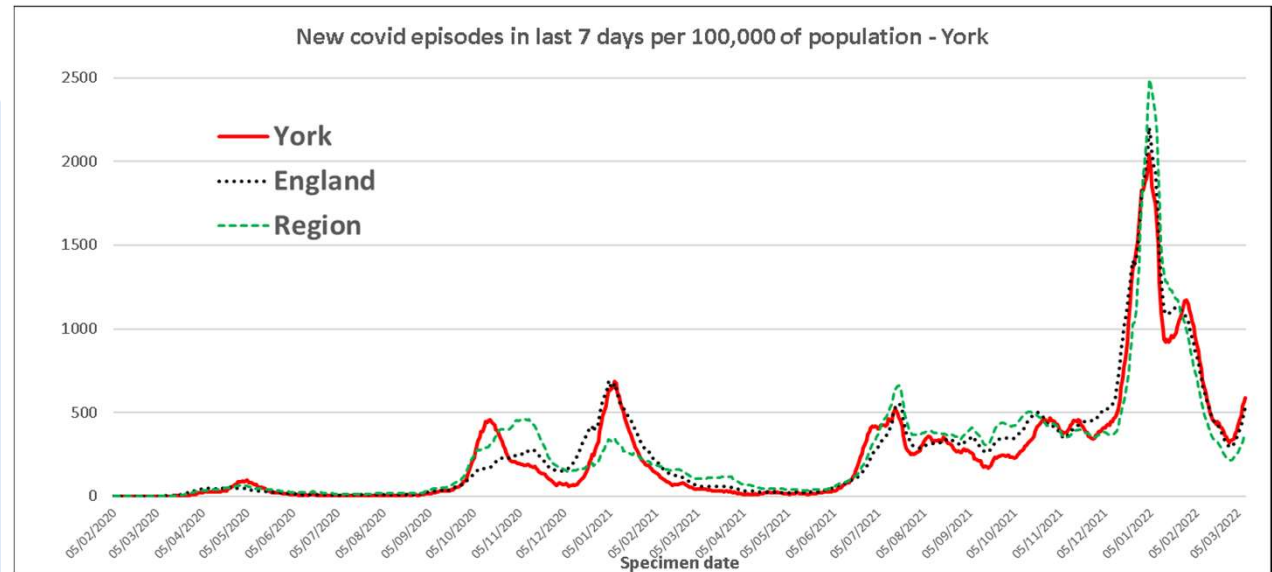


7 Day Incidence rates per 100,000

The provisional rate of new Covid **episodes** per 100,000 of population for the period 7.3.22 to 13.3.22 in York is **686.2** (1,448 episodes). (Using data published on Gov.uk on 15.3.22).

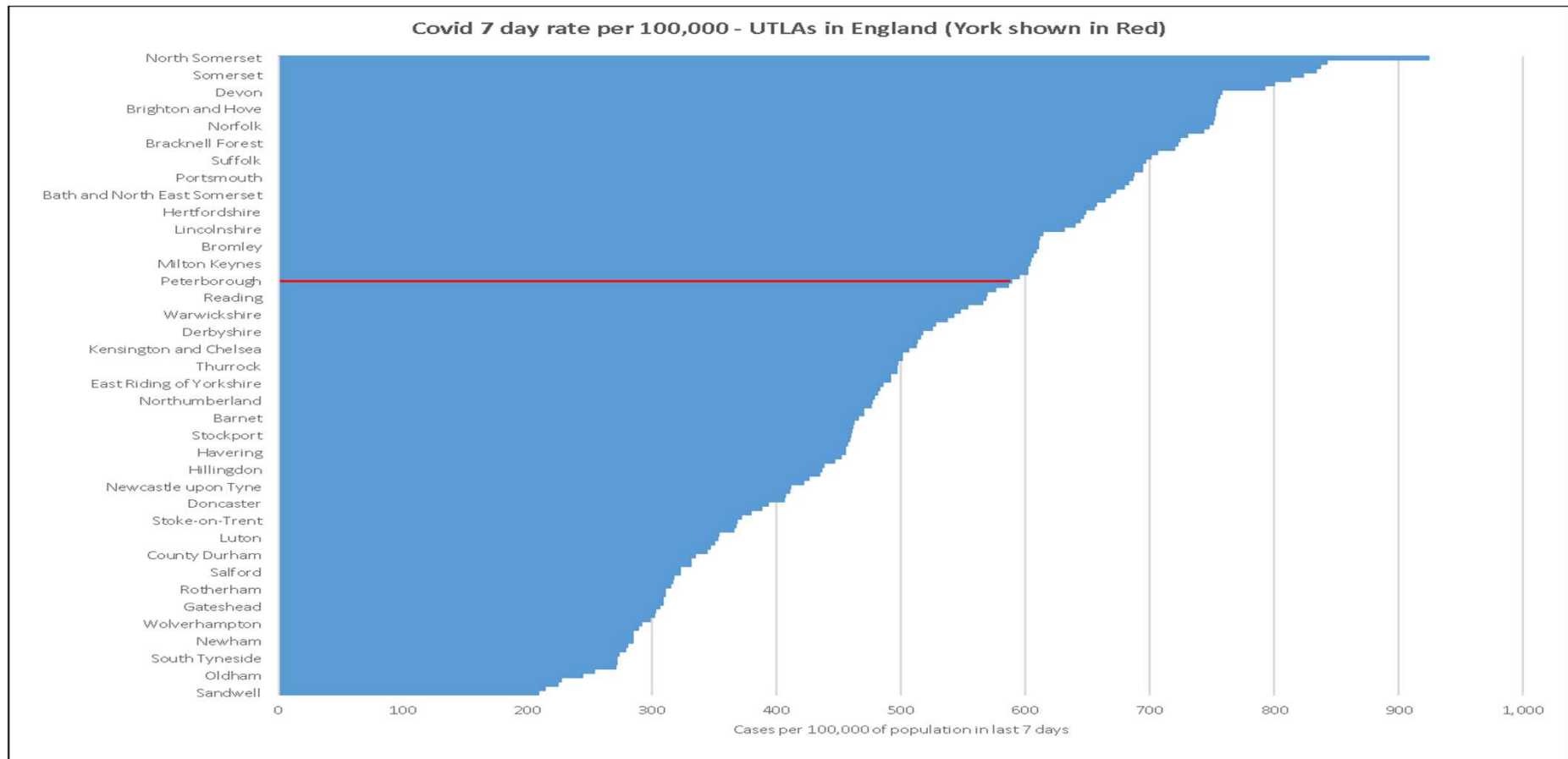
The latest official “validated” rate of new Covid **episodes** per 100,000 of population for the period 4.3.22 to 10.3.22 in York was **586.2** (1,237 episodes). The national and regional averages at this date were **542.1** and **380.7** respectively (using data published on Gov.uk on 15.3.22).

The chart showing the data up to the Specimen date of 10.3.22 is shown below:



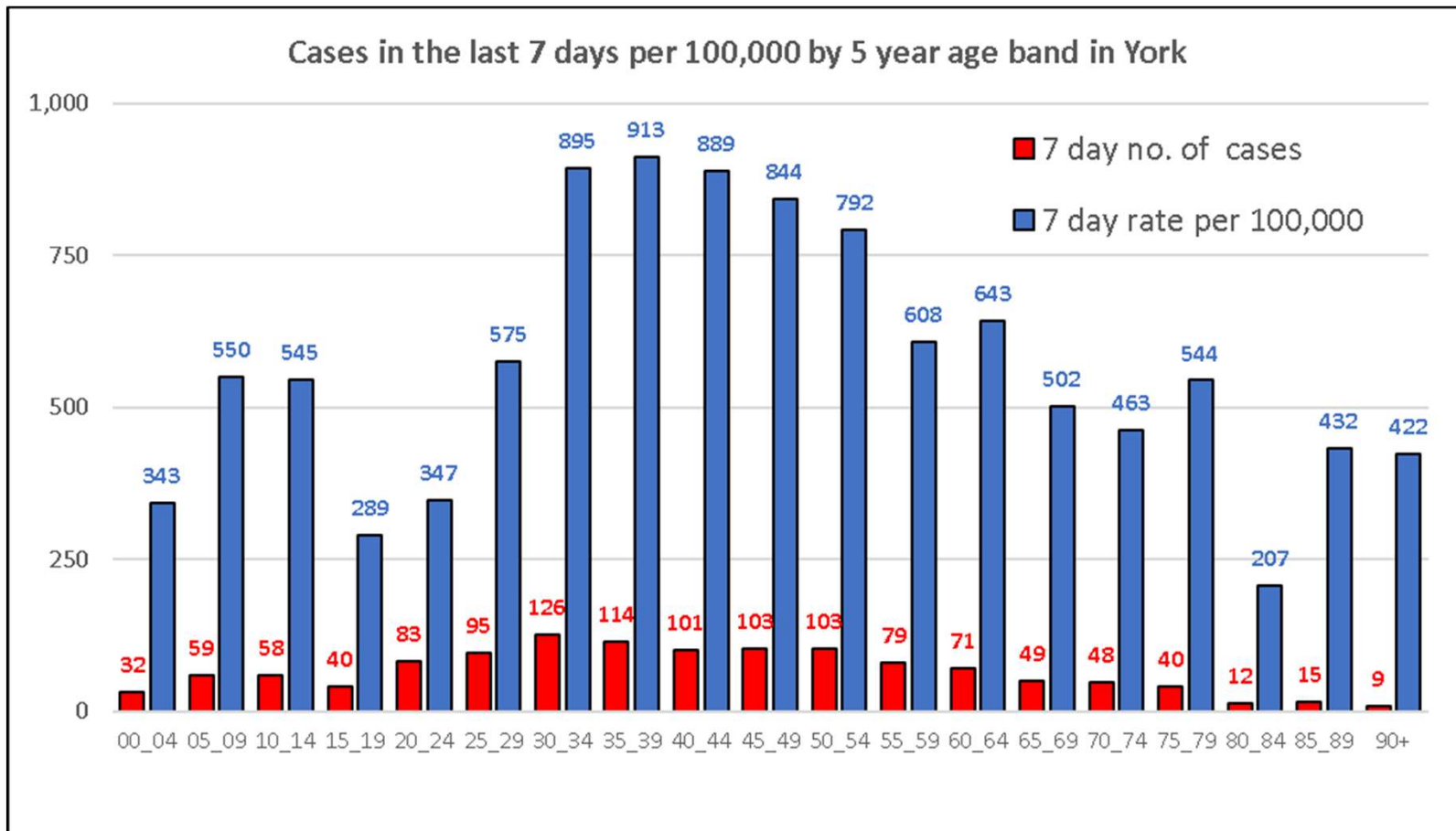
York v UTLAs in England

York is currently ranked **96th** out of 149 Upper Tier Local Authorities (UTLAs) in England with a rank of 1 indicating the lowest 7 day rate.



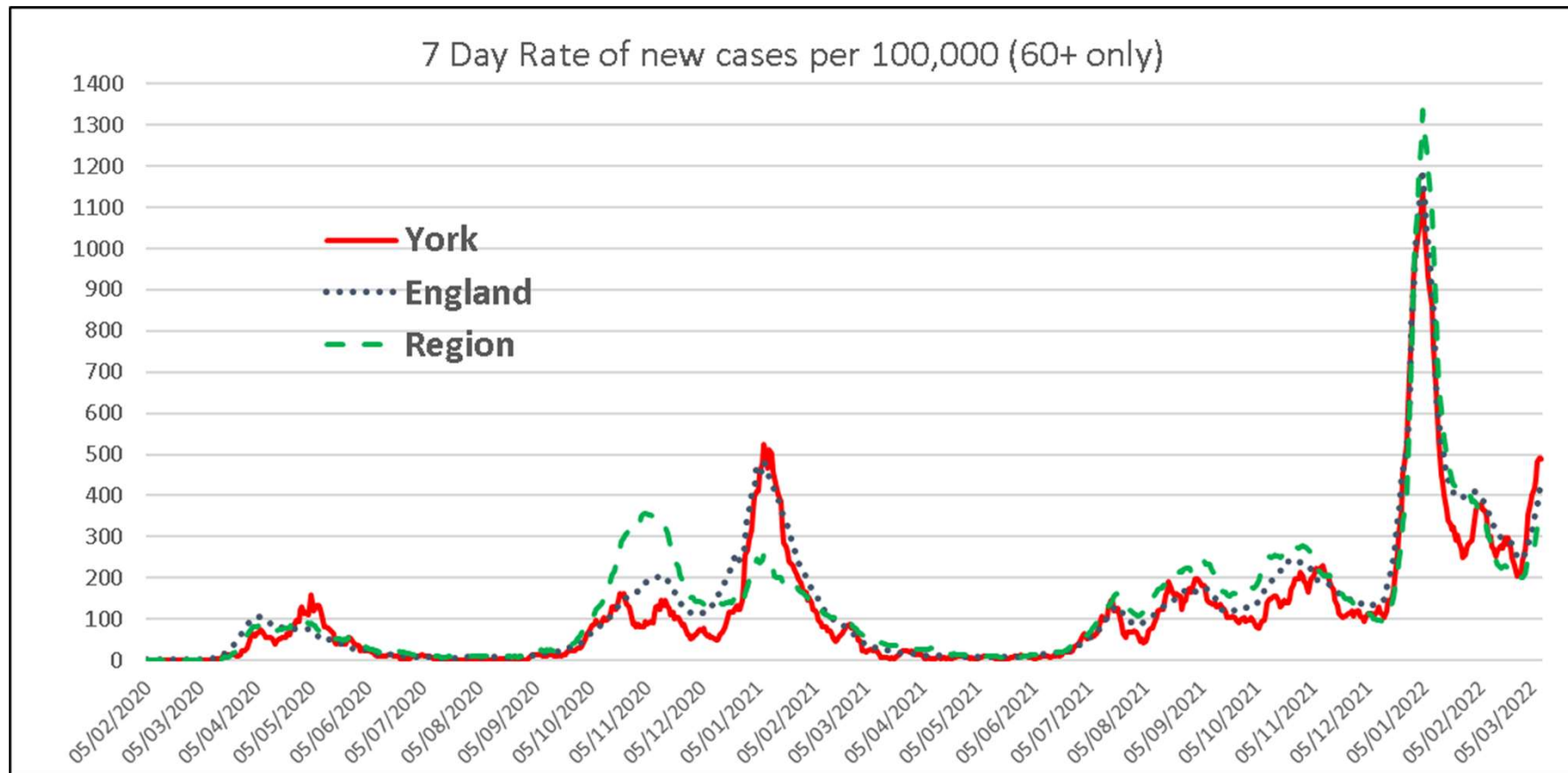
Rates by Age Band

Case rates are currently highest in the following age ranges: **35-39** (913 per 100,000); **30-34** (895); **40-44** (889) and **45-49** (844).



7 Day Incidence rates per 100,000: 60+

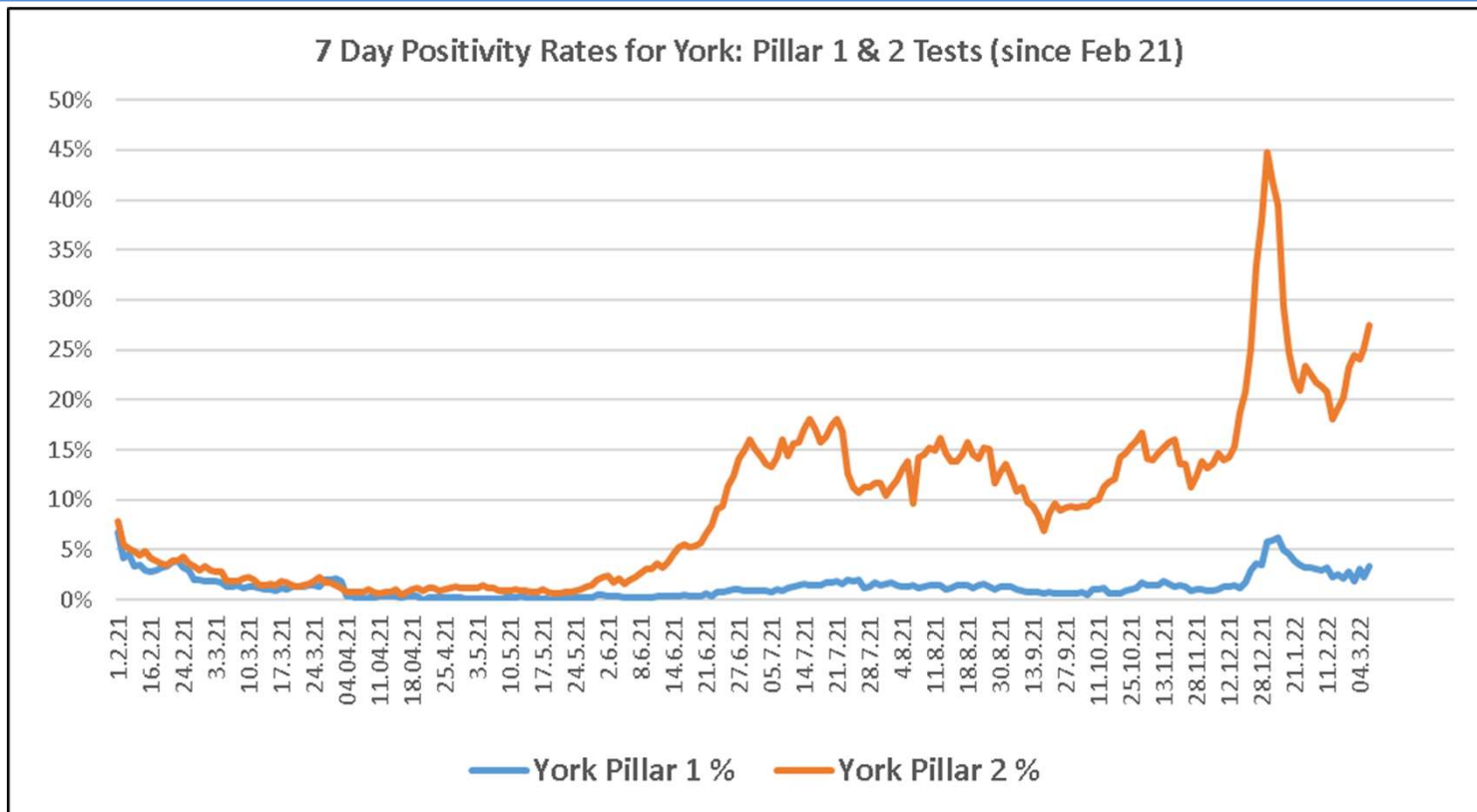
The rate of new Covid cases per 100,000 of population for the period 4.3.22 to 10.3.22 for people aged 60+ in York was **488.8** (244 cases). The national and regional averages were 441.5 and 361.7 respectively.



7 Day Positivity Rates

As at 11.3.22 the latest 7 day positivity rate in York (Pillar 1 tests only) was **3.4%**. The national and regional averages are 5.2% and 5.9% respectively.

As at 11.3.22, the latest 7 day positivity rate in York (all Pillar 2 tests) was **27.4%**. The national and regional averages are 31.2% and 27.1% respectively.



Variant Summary

Variants

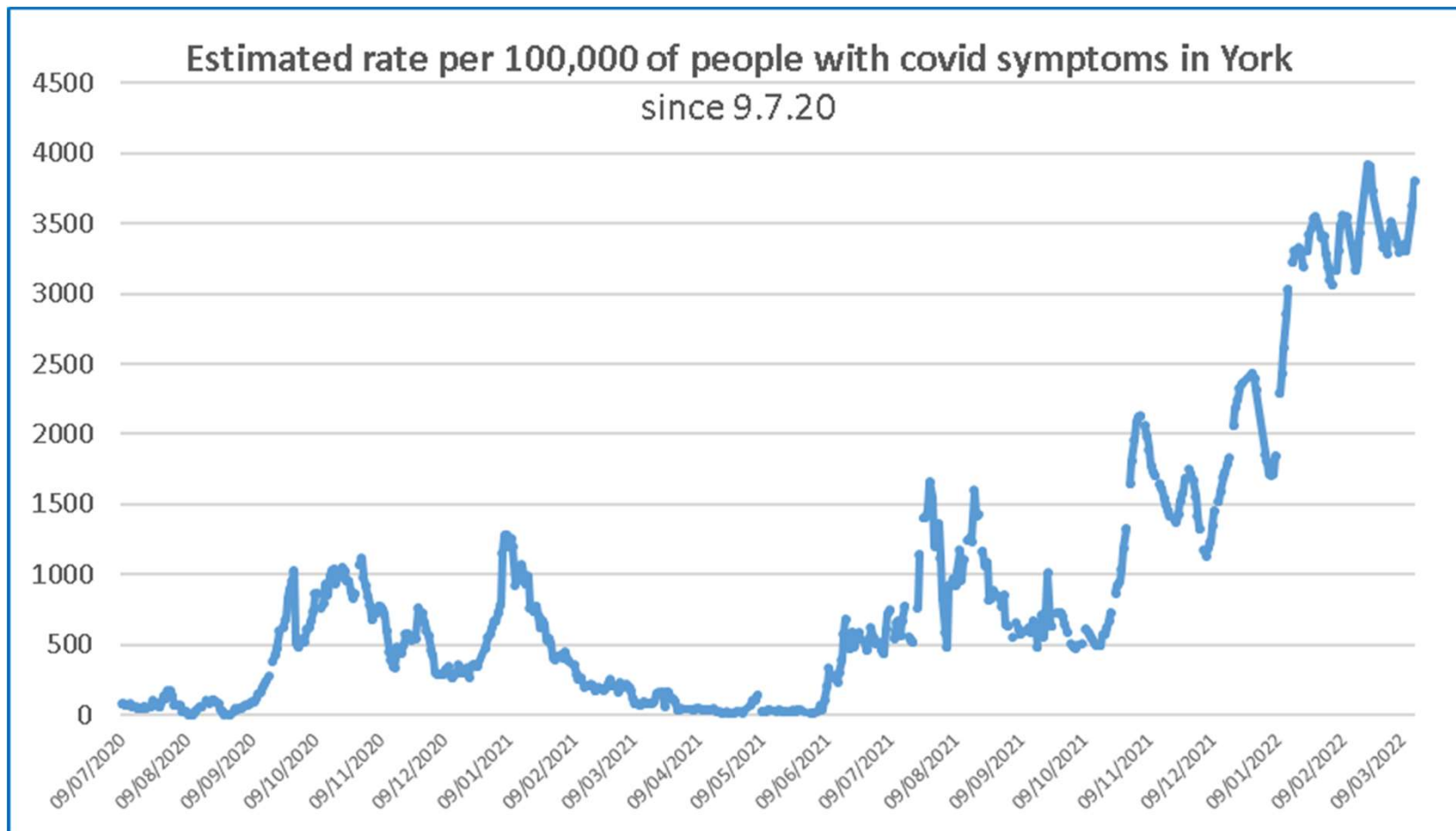
In the latest month for which data is available in York (cases with a specimen date between 14th February 2022 and 13th March 2022) the estimated percentage breakdown by Variant of Concern (VOC) or Variant under Investigation (VUI) is as follows:

- VOC-21NOV-01 (Lineage B.1.1.529) - **Original Omicron** strain
BA.1: **78.6%** of cases
- VUI-22JAN-01 (Lineage B.1.1.529.BA2) - **Omicron sub-lineage**
BA.2: **18.4%** of cases
- Undetermined – **3.0%** of cases

Source: PHE Covid-19 Situational Awareness Explorer.

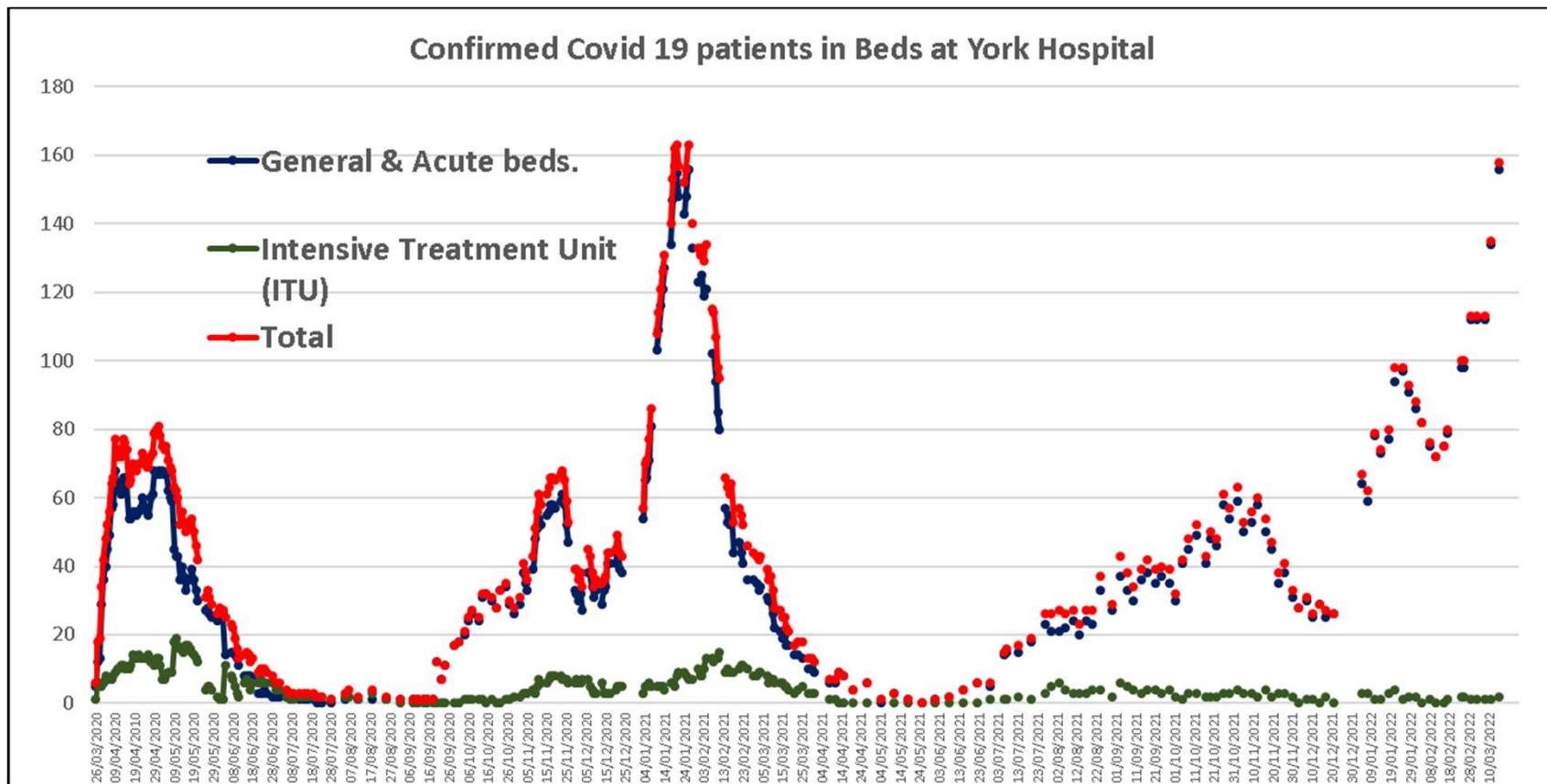
People with Covid Symptoms

As at 15.3.22, the Covid Symptom App estimates **3,804** per 100,000 in York with symptomatic covid (responses from a sample of 2,704 people).



Covid Patients in York Hospital

As at 15.3.22 there were **156** people with Covid in a General / Acute bed and **2** in ITU.



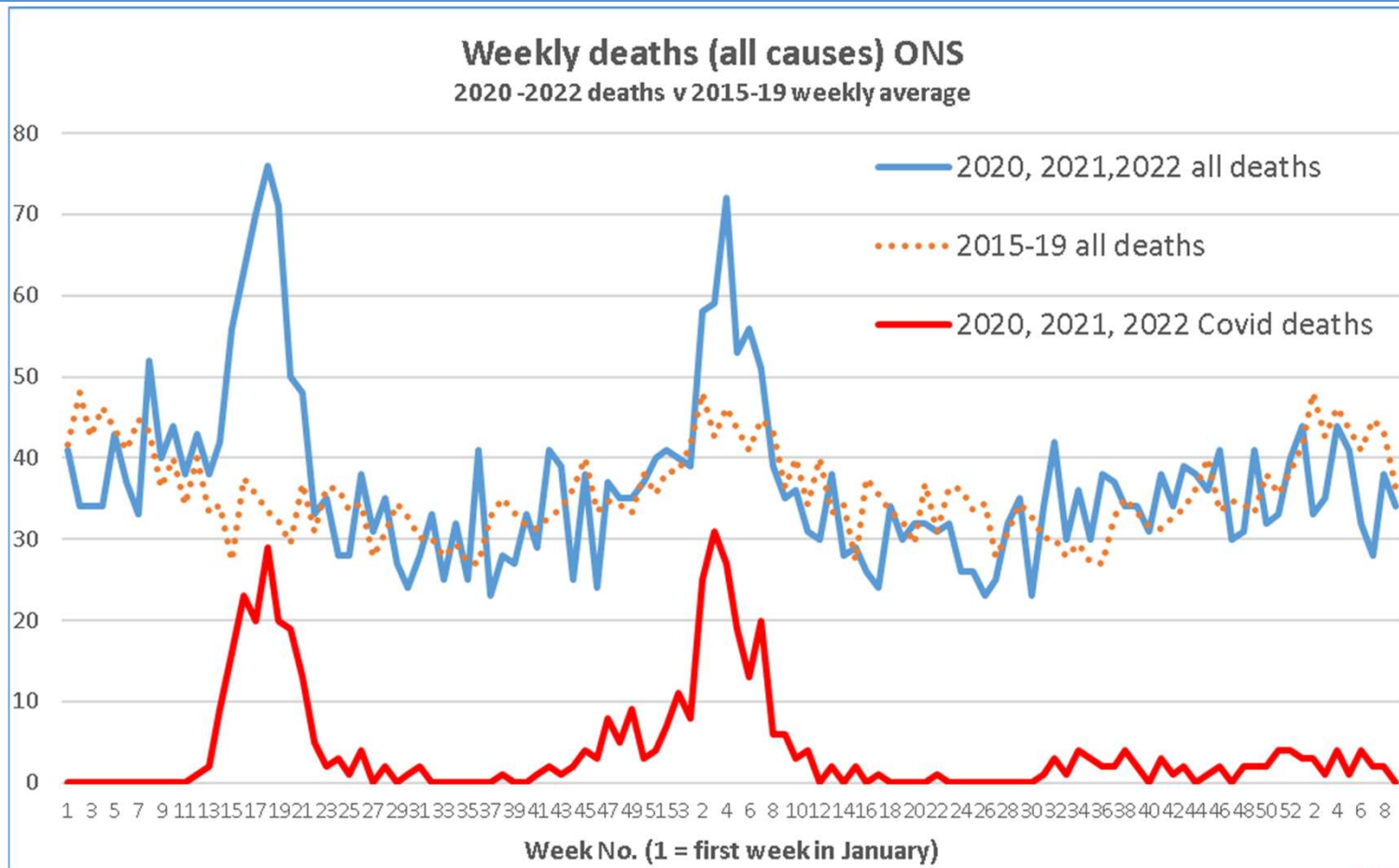
Covid Deaths - ONS

ONS Weekly data: In the most recent period (2022 Week 9: 26.2.22 to 4.3.22) **0** Covid-19 deaths were recorded as having occurred for CYC residents. In weeks 8, 7 and 6 there had been **2, 2** and **4** deaths respectively. Please note that due to lags in death registration, weekly totals are subject to revision.

ONS Cumulative data: Since the start of the pandemic, for deaths occurring up to 4th March 2022 and registered up to 12th March 2022, **466** Covid-19 deaths were recorded as having occurred for CYC residents (281 in hospital, 144 in care homes, 33 at home/elsewhere and 8 in a hospice). The number of deaths per 100,000 of population (using ONS 2020 Mid-Year Population Estimates) in York is **220.8** which is lower than the national average of **281.7**.

Covid Deaths and Excess Deaths - ONS

There have been **139** 'excess deaths' in York since the start of the 2020 (using the 2015-2019 weekly average number of deaths as the comparator)



Care Homes and Schools

Cases in Residential Care Settings

As at 10.3.22 there were **13** care homes in the CYC area with confirmed Covid-19 infection (at least 1 case of either a staff member or resident).

The latest 'outbreak' (2+ cases of either a staff member or resident) in a residential care setting in York was reported by PHE on **15.3.22** (1 home).

Cases amongst School Aged Children

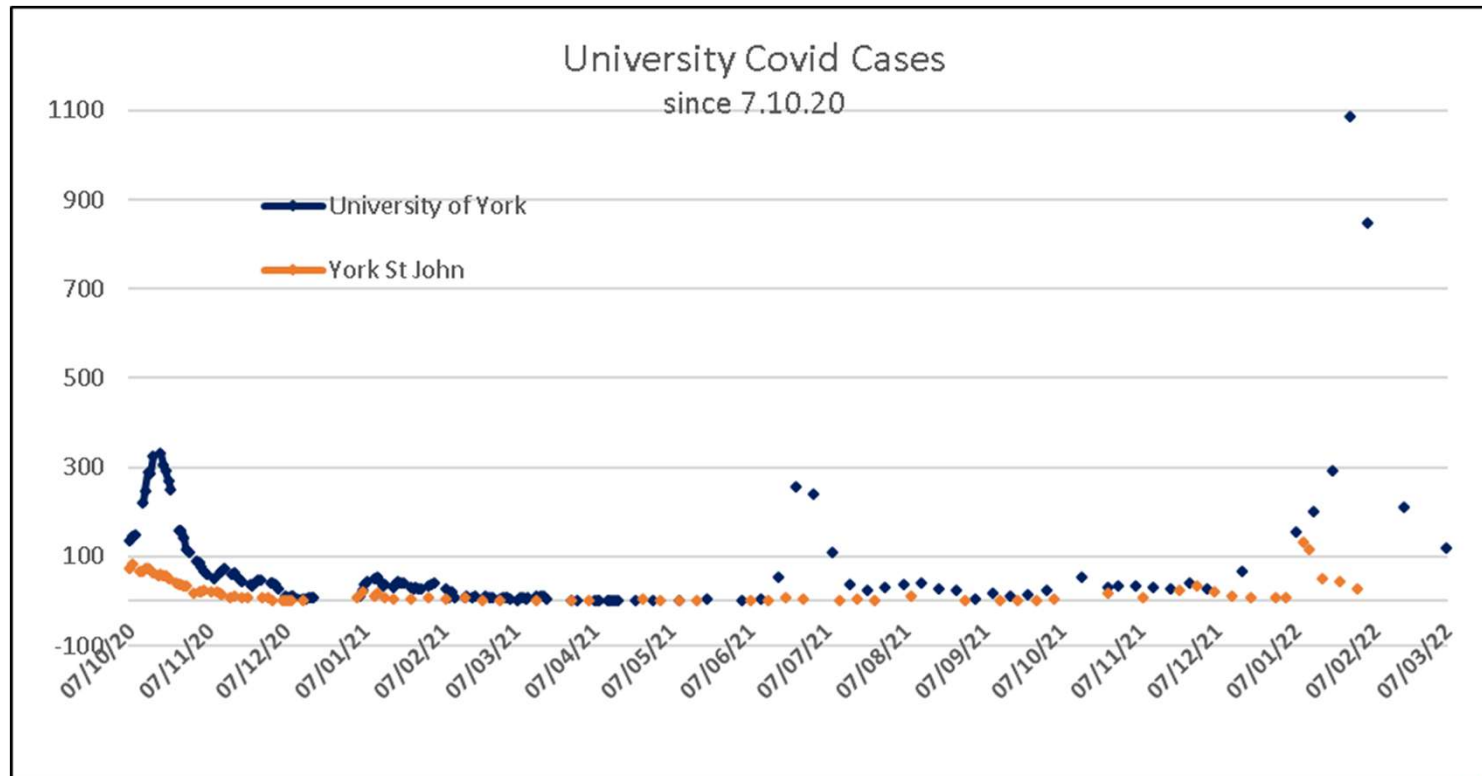
In the 7 days up to 14.3.22 there were **166** children of primary or secondary school age who tested positive across **41** schools.

(The time period relates to the dates when the positive cases were uploaded onto the local database from the DPH line listing rather than test specimen date).

University Cases

As at 7.3.22 York University reported **119** individuals within the University community who were currently self-isolating because they have had a positive COVID-19 test.

As at 28.1.22 York St. John reported **27** individuals within the University community who were currently self-isolating because they have had a positive COVID-19 test.



Rates and Numbers by Ward

Rank	Ward	Prior week (2022-02-24 to 2022-03-02)		Most recent week (2022-03-03 to 2022-03-09)		Change in rate between two weeks		
		Cases	Rate	Cases	Rate	%	Absolute	
1	Micklegate	49	364.8	116	863.7	137	498.9	↑
2	Huntington & New Earswick	34	269.6	91	721.6	168	452	↑
3	Rural West York	28	356.4	56	712.7	100	356.3	↑
4	Wheldrake	16	383.9	29	695.8	81	311.9	→
5	Osbaldwick & Derwent	32	379.8	58	688.3	81	308.5	↑
6	Westfield	62	444.4	91	652.2	47	207.8	↑
7	Holgate	48	375.6	79	618.1	65	242.5	↑
8	Strensall	22	266.1	51	616.9	132	350.8	↑
9	Rawcliffe & Clifton Without	60	492	74	606.8	23	114.8	→
10	Dringhouses & Woodthorpe	36	311.2	70	605.1	94	293.9	↑
11	Haxby & Wigginton	38	322.9	64	543.8	68	220.9	↑
12	Fulford & Heslington	14	357.7	21	536.5	50	178.8	→
13	Acomb	31	338.8	46	502.7	48	163.9	→
14	Heworth Without	13	339.6	19	496.3	46	156.7	→
15	Hull Road	35	231.1	73	481.9	109	250.8	↑
16	Guildhall	59	328.2	79	439.4	34	111.2	→
17	Heworth	62	425.9	63	432.8	2	6.9	→
18	Fishergate	28	253.9	47	426.3	68	172.4	↑
19	Copmanthorpe	10	242.2	17	411.7	70	169.5	→
20	Clifton	28	277.3	40	396.2	43	118.9	→
21	Bishopthorpe	14	336.5	12	288.5	-14	-48	→

Vaccines Summary

Vaccinations for People aged 16+ (1st dose, 2nd dose and Booster)

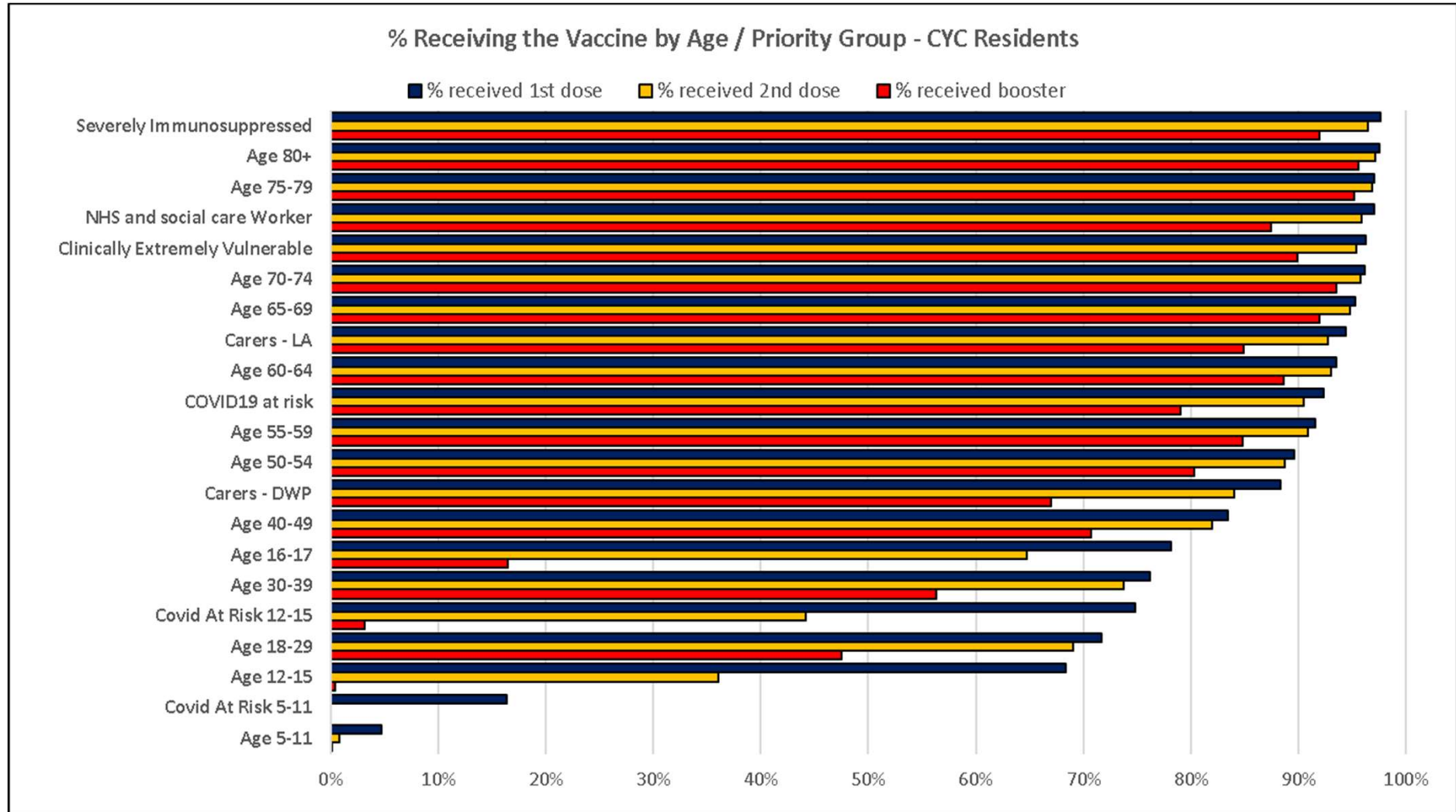
- As at 14.3.22 a total of **158,760** CYC residents aged **16+** have had the first dose of the vaccine. This represents **89.0%** of the estimated (**16+**) population of York.
- As at 14.3.22 a total of **152,216** CYC residents aged **16+** have had both doses of the vaccine. This represents **85.4%** of the estimated (**16+**) population of York.
- As at 14.3.22 a total of **126,760** CYC residents aged **16+** have received the booster vaccine. This represents **71.1%** of the estimated (**16+**) population of York.

Vaccinations for People aged 12-15 (1st and 2nd dose)

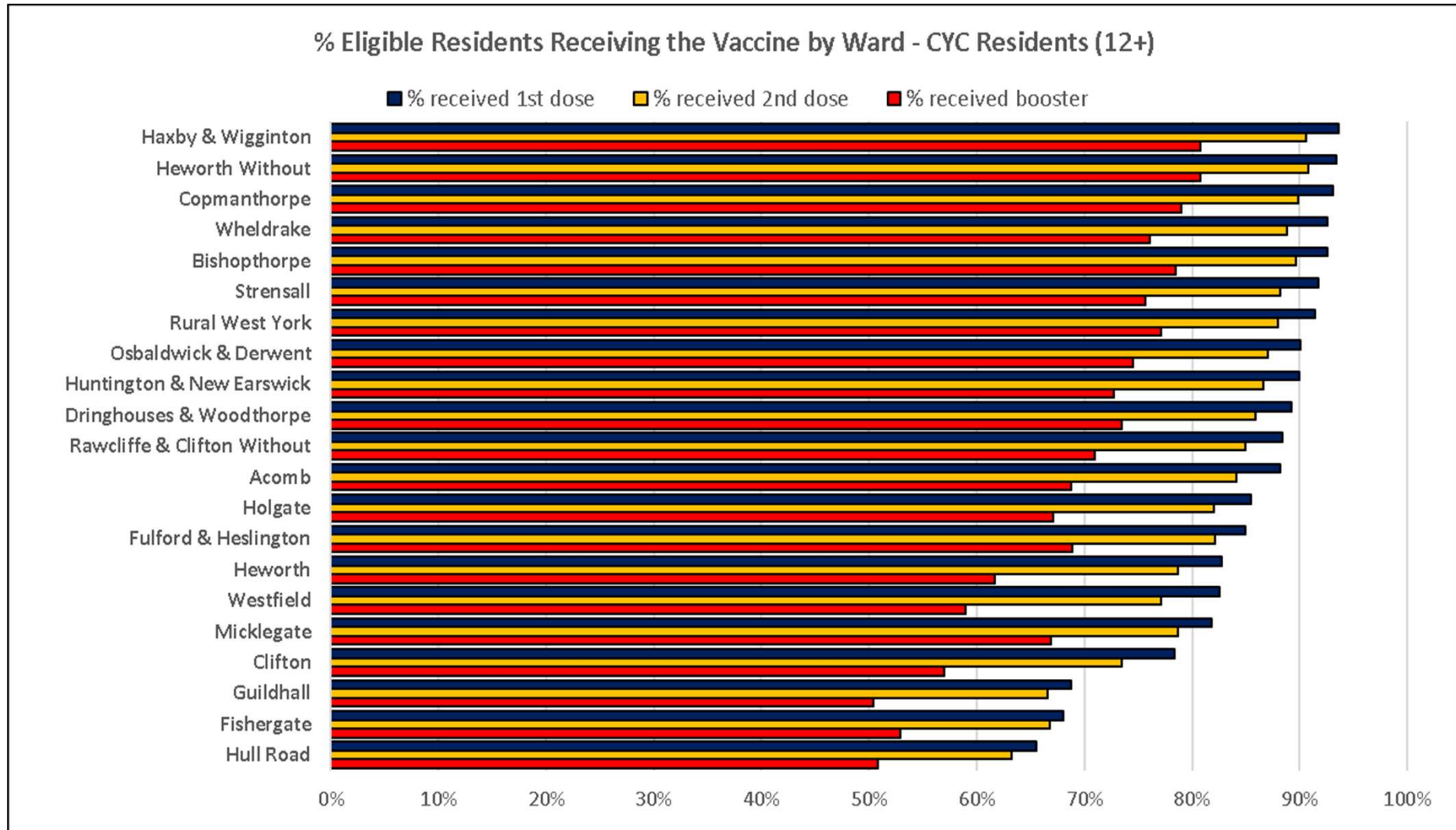
- As at 14.3.22 a total of **5,924** CYC residents aged **12-15** have had the first dose of the vaccine. This represents **70.7%** of the estimated (**12-15**) population of York.
- As at 14.3.22 a total of **3,121** CYC residents aged **12-15** have had both doses of the vaccine. This represents **37.3%** of the estimated (**12-15**) population of York.

Source: PHE Covid-19 Situational Awareness Explorer.

Vaccinations – By Age / Category

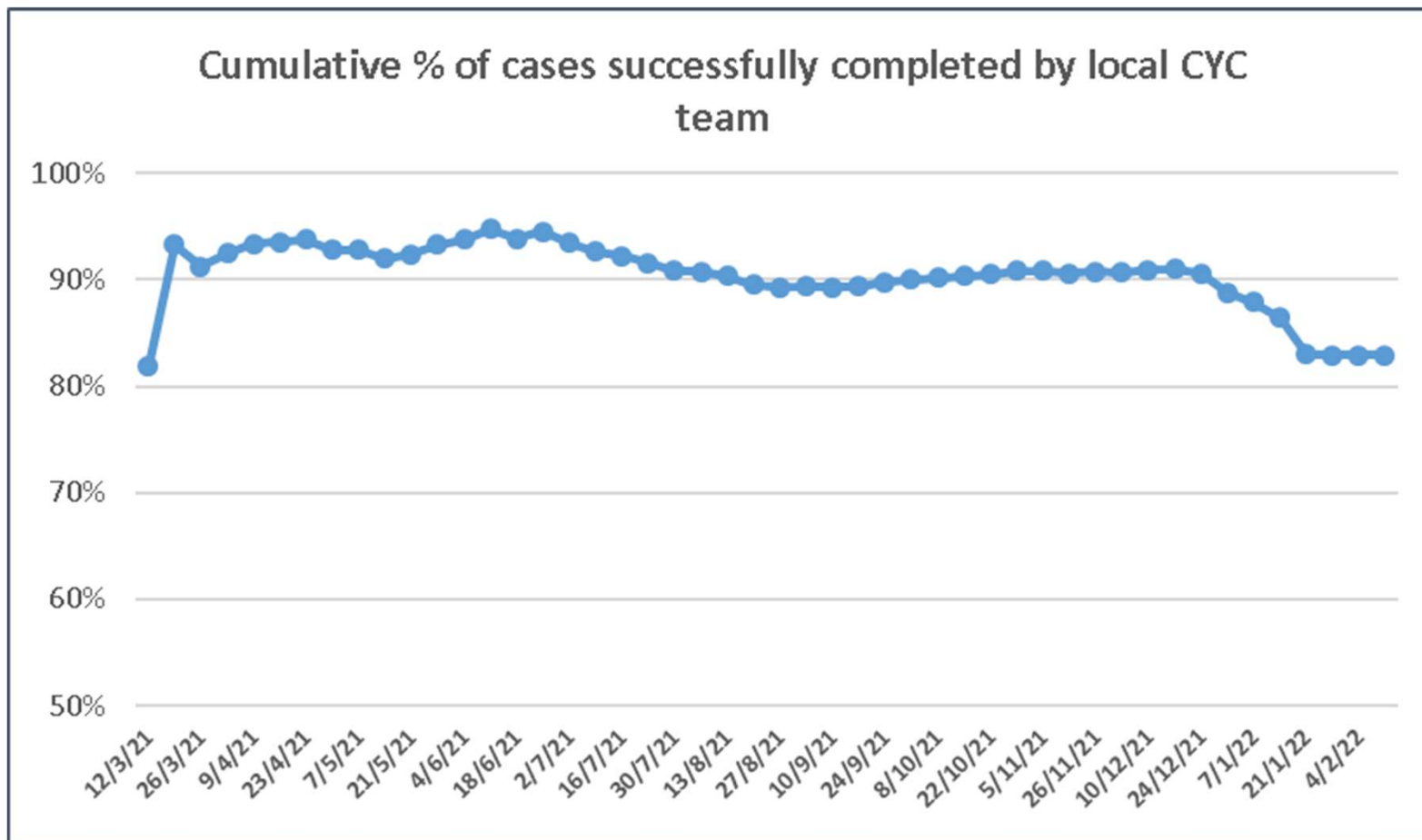


Vaccinations – By Ward (12+)



Contact Tracing - % of Cases Completed

The cumulative % of cases uploaded to NHS Test and Trace who have been completed (contacted) by the local team since 'Local-0' is shown in the chart below. (NB 'Local-0' means that all cases are dealt with by the local rather than the national team)



Post Acute Covid-19

The Post Acute Covid-19 Model shows real time data driven (10-12 week) forecasts of new cases of post acute Covid overall and new cases of post acute Covid that require support from a service.

The Situational Awareness Explorer Post-Acute Covid-19 model currently predicts that in York, in the 3 month period 1.3.22 to 31.5.22, there will be **3,840** new cases of post-acute Covid, of which **810** will require services. (Model Refreshed on 28.2.22)

For modelling purposes, the definition of post-acute COVID applied has been defined as *signs and symptoms that develop during or after an infection consistent with COVID-19, which continue for more than 12 weeks and are not explained by an alternative diagnosis*. This is in line with the NICE definition.

Those who require a service are those that have their activity limited a lot by their post acute COVID symptoms - in line with ONS Prevalence of ongoing symptoms following coronavirus (COVID-19) infection (activity limitation). The proportion of those whose activity has been limited a lot is self-reported rather than clinically diagnosed.